



# ARDROSSAN AREA SCHOOL



**R-12 Athletics Carnival**  
**Friday 7<sup>th</sup> March**

**8:50am start**

## **Athletics Carnival At A Glance**

<b>U6-9 (Reception – Year 3)</b>	
<b>Welcome</b>	<b>8:50 a.m.</b>
<b>Tabloids pt. 1</b>	<b>9:00 a.m.</b>
<b>Fruit Break</b>	<b>10:00 a.m.</b>
<b>Tabloids pt. 2</b>	<b>10: 20 a.m.</b>
<b>Sprints (main track)</b>	<b>11:00 a.m.</b>
<b>Recess</b>	<b>11:10 a.m.</b>
<b>Tabloids pt. 3</b>	<b>11:30 a.m.</b>
<b>Team and Family Games</b>	<b>12:00 p.m.</b>
<b>Lunch</b>	<b>12:30 p.m.</b>
<b>U9 Relay</b>	<b>1:25 p.m.</b>
<b>U10-Open (Year 4 – Year 12)</b>	
<b>400m Feature (U13-Open)</b>	<b>8.55 a.m.</b>
<b>Field Events/200m</b>	<b>9:35 a.m.</b>
<b>100m Sprints</b>	<b>11:10 a.m.</b>
<b>Field Events</b>	<b>11:50 a.m.</b>
<b>Relays (4x100m)</b>	<b>1:30 p.m.</b>
<b>Team Games (corner spry, wheel &amp; ball)</b>	<b>2:00p.m.</b>

## **2025 Tabloids U6-9 (R-3)**

Long Jump

Shot Put

Discus

Javelin

High Jump

# 2025 ATHLETIC PROGRAM

Event No.	Time	Event	Record Holder
1/3	2024	1200m/1500m. U10/11 Boys (long run)	U10/ A. Teakle 5.01.53min (2019) <b>U11/ S. Carty 6.59.00min (2024)</b>
2/4	2024	1200m/1500 m. U10/11 Girls (long run)	U10/ C. Whittaker 5.35.00min (2021) U11/ M. Teakle 6.37.13min (2019)
5	2024	1500m. Under 13 Boys	C. Meyers 6.17.79min (2022)
6	2024	1500m. Under 13 Girls	M. Teakle 6.24.83min (2020)
7	2024	1500 m. Under 14 Boys	J. Curtis-Kelly 5.46.7min (2020)
8	2024	1500 m. Under 14 Girls	<b>S. Brind 6.47.12min (2024)</b>
9	2024	1500 m. Under 15 Boys	R. Wake 5.30.13min (2023)
10	2024	1500 m. Under 15 Girls	M. Teakle 6.33.15min (2023)
11	2024	1500 m. Open Boys	B. Hellmanns 5.11.11min (2020)
12	2024	1500 m. Open Girls	<b>M. Teakle 6.46.24min (2024)</b>
13	2024	U13 Boys Javelin	S. Orchard 24.34 (2023)
14	2024	U13 Girls Javelin	I. Dayman 15.73m (2023)
15	2024	U14 Boys Javelin	A Rowntree 30.17m (2017)
16/17	2024	U14 Girls Javelin U15 Girls Javelin	U14 J Lee 24.30m (2015) U15 N Erfurth 22.75m (2002)
18	2024	U15 Boys Javelin	M Stone 37.3m (1998)
19	2024	Open Boys Javelin	S Kuhndt 47.7m (1973)
20	2024	Open Girls Javelin	J. Lee 22.71m (2019)
21/23	2024	U10/11 Boys 800m	U10/ J Black 3.16:48min (2023) U11/ C Treloar 3.16:94min (2023)
22/24	2024	U10/11 Girls 800m	U10/ S Brind 3.36.74min (2020) U11/ M Teakle 3.11.51min (2019)
25	2024	U13 Boys 800m	<b>S. Colliver 2.55:16min (2024)</b>
26	2024	U13 Girls 800m	M Teakle 3.06:96min (2020)
27	2024	U14 Boys 800m	C Meyers 2.45:46min (2023)
28/29	2024	U14/15 Girls 800m	<b>U14 S. Brind 3.18:30min (2024)</b> U15 M Teakle 3.03:28min (2023)
30	2024	U15 Boys 800m	K Anderson 2.32:00min (2009)
31	2024	Open Boys 800m	B Linke 2.15:50min (1995)
32	2024	Open Girls 800m	K Hughes 2.53:63min (1995)
33	2024	U13 Boys Triple Jump	S Colliver 6.83m (2023)
34	2024	U13 Girls Triple Jump	S Brind 5.24m (2023)
35	2024	U14 Boys Triple Jump	F Rowntree 9.45m (2015)
36	2024	U14 Girls Triple Jump	K McKibbin 7.88m (2018)

<b>37</b>	2024	U15 Boys Triple Jump	S Lee 10.20m (2014)
<b>38</b>	2024	U15 Girls Triple Jump	M Teakle 8.34m (2023)
<b>39</b>	2024	Open Boys Triple Jump	S Lee 11.10m (2015)
<b>40</b>	2024	Open Girls Triple Jump	<b>N Whittaker 8.22m (2024)</b>
	8:50	<b>Welcome</b>	
<b>400m Feature/Tabloid Events Part 1 (U6-9)</b>			
<b>41</b>	8:55	U13 Girls 400m	S Brind 1.27:57
<b>42</b>	9:00	U13 Boys 400m	S Colliver 1.21:59
<b>43/44</b>	9:05	U14 Girls 400m U 15 Girls 400m	S Rudd 1.18:04min (2001) M Teakle 1.10:88min (2023)
<b>45</b>	9:10	U 14 Boys 400m	J Monopoli 1.06.33min (2009)
<b>46</b>	9:15	U 15 Boys 400m	D Hunter 1.01:28min (2004)
<b>47</b>	9:22	Open Girls 400m	L Bulpitt 1.11:30min (1983)
<b>48</b>	9:27	Open Boys 400m	B Linke 0.57:00min (1995)
<b>49</b>	9:30	Open Girls Shot Put	R Benfield 10.7m (1990)
<b>50/51</b>	9:30	U14 Girls Discus U15 Girls Discus	U14 R Rowntree 21.95m (2011) U15 E Cane 22.19m (2005)
<b>52</b>	9:30	U13 Girls Long Jump	J Smith 4.00m (2016)
<b>53/54</b>	9:35	U10/11 Girls 200m	U10 M Teakle 37.31sec (2018) U11 M Teakle 16.53 sec (2019)
<b>55/56</b>	9:40	U10/11 Boys 200m	U10/ M Stone 35.67sec (2015) U11/ A Teakle 35.54sec (2020)
<b>57/58</b>	9:50	U14 Girls High Jump U15 Girls High Jump	S Bockmann 1.35m (2011) M Teakle 1.45m (2023)
<b>59</b>	9:50	Open Girls 200m	R Germein 28:07sec (1974)
<b>60/61</b>	9:50	U14 Boys Discus U15 Boys Discus	S Lee 31.10m (2013) D Evans 40.02m (1998)
<b>62</b>	9:55	Open Boys 200m	J Bowden 24:06sec (1974)
<b>63</b>	10:10	U13 Girls Discus	J Smith 20.60m (2016)
<b>64/65</b>	10:10	U10/11 Boys Long Jump	U10/ S Carty 3.33m (2023) <b>U11/ S Carty 3.17m (2024)</b>
<b>66</b>	10:10	U13 Boys High Jump	J Curtis-Kelly 1.40m (2019)
<b>67/68</b>	10:30	U10/11 Boys Discus	U10/ A Rowntree 20.30m (2013) U11/ A Rowntree 20.61m (2014)
<b>69</b>	10.30	Open Boys Long Jump	J McManus 5.57m (2007)
<b>70/71</b>	10:30	U14 Boys 200m U15 Boys 200m	B Hamka-Owen 27.99sec (2023) A Mander 26.0sec (1997)
<b>72/73</b>	10:30	U10/11 Girls High Jump	U10/ E Wheare 1.11m (2015) U11/ M Teakle 1.26m (2019)
<b>74</b>	10:30	U13 Boys Shot Put	D Loveridge 10.65m (2008)
<b>75/76</b>	10:40	U14 Girls 200m U15 Girls 200m	M Ferry 30.09sec (1999) S Powell 29.05sec (1997)



<b>77/78</b>	10:50	U10/11 Girls Shot Put	U10/ J Smith 5.85m (2013) U11/ L Taylor 7.23m (2013)
<b>79</b>	10:50	U 13 Boys 200m	B Stone 31.92sec (2016)
<b>80</b>	10:50	Open Girls High Jump	M Crowell 1.43m (2009)
<b>81</b>	10:50	Open Boys Discus	A Knott 47.90m (1998)
<b>82</b>	10:55	U13 Girls 200m	M Teakle 32.49sec (2021)
<b>83 – 90</b>	11.00	U6 – U9 100m	
<b>91/92</b>	11:10	U10/11 Girls 100m	U10/ P. Bowden 16.18sec (2021) U11/ Abby Elsworthy 15.70sec (2023)
<b>93/94</b>	11:14	U10/11 Boys 100m	U10/ M Stone 16.85sec (2015) U11/ J Wheare 15.83sec (2013)
<b>95</b>	11:18	U13 Girls 100m	G Chapman 14.78sec (2018)
<b>96</b>	11:22	U13 Boys 100m	F Rowntree 14.41sec (2014)
<b>97/98</b>	11:26	U14 Girls 100m U15 Girls 100m	J Smith 13.97 (2017) M Ferry 13.66sec (2000)
<b>99</b>	11:30	U14 Boys 100m	F Rowntree 12.69sec (2015)
<b>100</b>	11:30	U15 Boys 100m	D Lutze 11.94sec (2008)
<b>101</b>	11:34	Open Girls 100m	S Reynolds 13.30sec (1981)
<b>102</b>	11:38	Open Boys 100m	J McManus 11.35sec (2008)
<b>103/104</b>	11:50	U10/11 Boys High Jump	U10/ B Stone 1.18m (2013) <b>U11/ S Carly 1.24m (2024)</b>
<b>105/106</b>	11.50	U14 Boys Shot Put U15 Boys Shot Put	D Hunter 12.2m (2002) A Knott 11.85m (1996)
<b>107/108</b>	11:50	U10/11 Girls Long Jump	U10/ J Smith 3.08m (2013) U11/ E Wheare 3.45m (2016)
<b>109</b>	12:10	Open Boys High Jump	G Cummings 1.74m (1993)
<b>110</b>	12:10	Open Girls Long Jump	W Smith 4.42m (1975)
<b>111/112</b>	12:10	U14 Girls Shot Put U15 Girls Shot Put	J Smith 8.41m (2017) R Keating 9.6m (1999)
<b>113</b>	12:30	U13 Girls Shot Put	S Bockmann 7.69m (2010)
<b>114</b>	12:30	U13 Boys Discus	A Rowntree 30.14m (2016)
<b>115/116</b>	12:30	U14 Boys Long Jump U15 Boys Long Jump	C Poulter 4.50m (2016) H Pierson 5.34m (2006)
<b>117/118</b>	12:50	U10/11 Boys Shot Put	U 10/ J Wheare 6.82m (2012) U11/ A Rowntree 7.94m (2014)
<b>119/120</b>	12:50	U14 Girls Long Jump U15 Girls Long Jump	U14 M Ferry 3.94m (2001) U15 J Biddle 3.90m (2016)
<b>121/122</b>	12:50	U14 Boys High Jump U15 Boys High Jump	B Hamka-Owen 1.56m (2023) H Pierson 1.72m (2006)
<b>123/24</b>	12:50	U10/11 Girls Discus	U10/ J Smith 14.25m (2013) U 11/ H Goldsworthy 17.35m (2010)
<b>125</b>	1:10	U13 Boys Long Jump	F Rowntree 4.15m (2014)
<b>126</b>	1:10	Open Girls Discus	J Lee 25.13m (2018)
<b>127</b>	1:10	U13 Girls High Jump	E Wheare 1.37m (2018)

<b>128</b>	1:10	Open Boys Shot Put	L Rebbeck 14.63m (1993)
	1:25	<b>Relays</b>	
<b>129</b>	1:25	U6-9 Mixed 60m Relay	
<b>130</b>	1:30	U11 Girls 4 X 100m Relay	Vincent 1.12.00min (2023)
<b>131</b>	1:34	U11 Boys 4 X 100m Relay	Vincent 1.14:72min (2012)
<b>132</b>	1:36	U13 Girls 4 X 100m Relay	1.03:96min (1999)
<b>133</b>	1:38	U13 Boys 4 X 100m Relay	1.01:17min (2002)
<b>134</b>	1:40	U15 Girls 4 X 100m Relay	U15 1.01:89min (1997)
<b>135</b>	1:45	U15 Boys 4 X 100m Relay	53:10sec (2001)
<b>136</b>	1:50	Open Girls 4 X 100m Relay	58:10sec (1987)
<b>137</b>	1:55	Open Boys 4 X 100m Relay	49:98sec (1994)
	2:00	<b>Team Games/War Cry</b>	
<b>138</b>	2:00	U11 Corner Spry	1.40:37min (1998)
<b>139</b>	2:05	U13 Corner Spry	Vincent 1.14:97min (2017)
<b>140</b>	2:10	U15 Corner Spry	1.04:00min (1992)
<b>141</b>	2:15	Open Corner Spry	56.75sec (2000)
<b>142</b>	2:20	U11 Wheel & Ball	Vincent 2.10:21min (2016)
<b>143</b>	2:20	U13 Wheel & Ball	2.01:60min (1992)
<b>144</b>	2:25	U15 Wheel & Ball	1.50:84min (2000)
<b>145</b>	2:25	Open Wheel & Ball	1.49:53min (2000)
	2:30	<b>Presentations</b>	

*\*\*Times for all events are a guide only. Students must follow their rotations allocated with their age group. Where appropriate students can 'catch up' events during an allocated break time.*


Records held from previous events:

U14 Girls 4 X 100m Relay	U14 1.06:88min (2021)
U14 Boys 4 X 100m Relay	1.04:66min (2021)

## Notes:

## HOUSE CAPTAINS 2025

<b>YORKE</b>	Captains	SS	Ella Stacey	Josh Rawlings
	Captain	JS	Ava Carty	
<b>VINCENT</b>	Captains	SS	Ashlee Clifford	Lucas McKibbin
	Captain	JS	Noah Thompson	



# **POINTS SYSTEM**

## **ALL TRACK & FIELD EVENTS**

### **Points Allocation**

1 <sup>st</sup>	6
2 <sup>nd</sup>	4
3 <sup>rd</sup>	2
4 <sup>th</sup>	1
5 <sup>th</sup>	1
6 <sup>th</sup>	1

All other participants receive 1 point.

## **TEAM & RELAY EVENTS**

1 <sup>st</sup>	6 points
2 <sup>nd</sup>	4 points

### **Individual Trophy Winners**

Eligibility is based on student's best 7 events, in all field events and track events completed in their age group

### **PLEASE NOTE:**

Shoes must be worn for all track & field events  
*Spikes can be worn for sprinting and field events only*  
*Shoes without spikes must be worn for 400m, 800m, long run and team events.*



## Field Specifications 2025

AGE GROUP	SHOT PUT	DISCUS	JAVELIN	HIGH JUMP (Starting Heights)
<b>U10/11 BOYS</b>	2.0 kg	500g/750 g		90cm/95cm
<b>U10/11 GIRLS</b>	2.0kg	500g/750 g		80cm/90cm
<b>U13 BOYS</b>	3.0 kg	750g	600g	1.10
<b>U13 GIRLS</b>	3.0 kg	750g	400g	1.00
<b>U14 BOYS</b>	3.0 kg	1.0 kg	600 g	1.15
<b>U14 GIRLS</b>	3.0 kg	1.0 kg	400 g	1.06
<b>U15 BOYS</b>	4.0 kg	1.0 kg	700 g	1.20
<b>U15 GIRLS</b>	3.0 kg	1.0 kg	500 g	1.05
<b>OPEN BOYS</b>	5.0 kg	1.5 kg	800 g	1.30
<b>OPEN GIRLS</b>	4.0 kg	1.0 kg	600 g	1.12

### Times at a Glance

Event/Age	10/11 Boys	10/11 Girls	13 Boys	13 Girls	14/15 Boys	14/15 Girls	Open Boys	Open Girls
<b>400m</b>			9.00	8.55	9.10	9.05	9.27	9.15
<b>200m</b>	9.40	9.35	10.50	10.55	10.30	10.40	9.55	9.50
<b>100m</b>	11.14	11.10	11.22	11.18	11.30	11.26	11.38	11.34
<b>High Jump</b>	11.50	10.30	10.10	1.10	12.50	9.50	12.10	10.50
<b>Long Jump</b>	10.10	11.50	1.10	9.30	12.30	12.50	10.30	12.10
<b>Shot Put</b>	12.50	10.50	10.30	12.30	11.50	12.10	1.10	9.30
<b>Discus</b>	10.30	12.50	12.30	10.10	9.50	9.30	10.50	1.10

# **ARDROSSAN AREA SCHOOL**

## Message for all students regarding clothing

### **TOPS**

Students are encouraged to dress in appropriate clothing according to their house colours (no inappropriate advertising). Sun Smart Clothing must be worn.

### **SHORTS**

Sports shorts are recommended.

### **FOOTWEAR**

Sandshoes must be worn at all times (students are not to take shoes off). Students can wear spikes/football boots for events held on the oval.

### **HATS**

It is recommended that students wear their Ardrossan Area School bucket hat/broad brim hat or a broad brim hat that is in line with their team colours.

### **SUNSCREEN**

Sunscreen will be available on the day, it is advised for students to bring their own to ensure they apply regularly throughout the day.

### **WATER**

Students will need to bring a water bottle, bringing two would be most desirable, one frozen for the afternoon and one to use straight away, there are plenty of places to refill throughout the day.

### **FOOD AND DRINKS**

The Ardrossan Area School Governing Council will be cooking a BBQ between approximately 11:00 a.m. and 1:30 p.m. Students can purchase food from the BBQ if they wish or provide their own food/drink for the day.

### **COFFEE VAN**

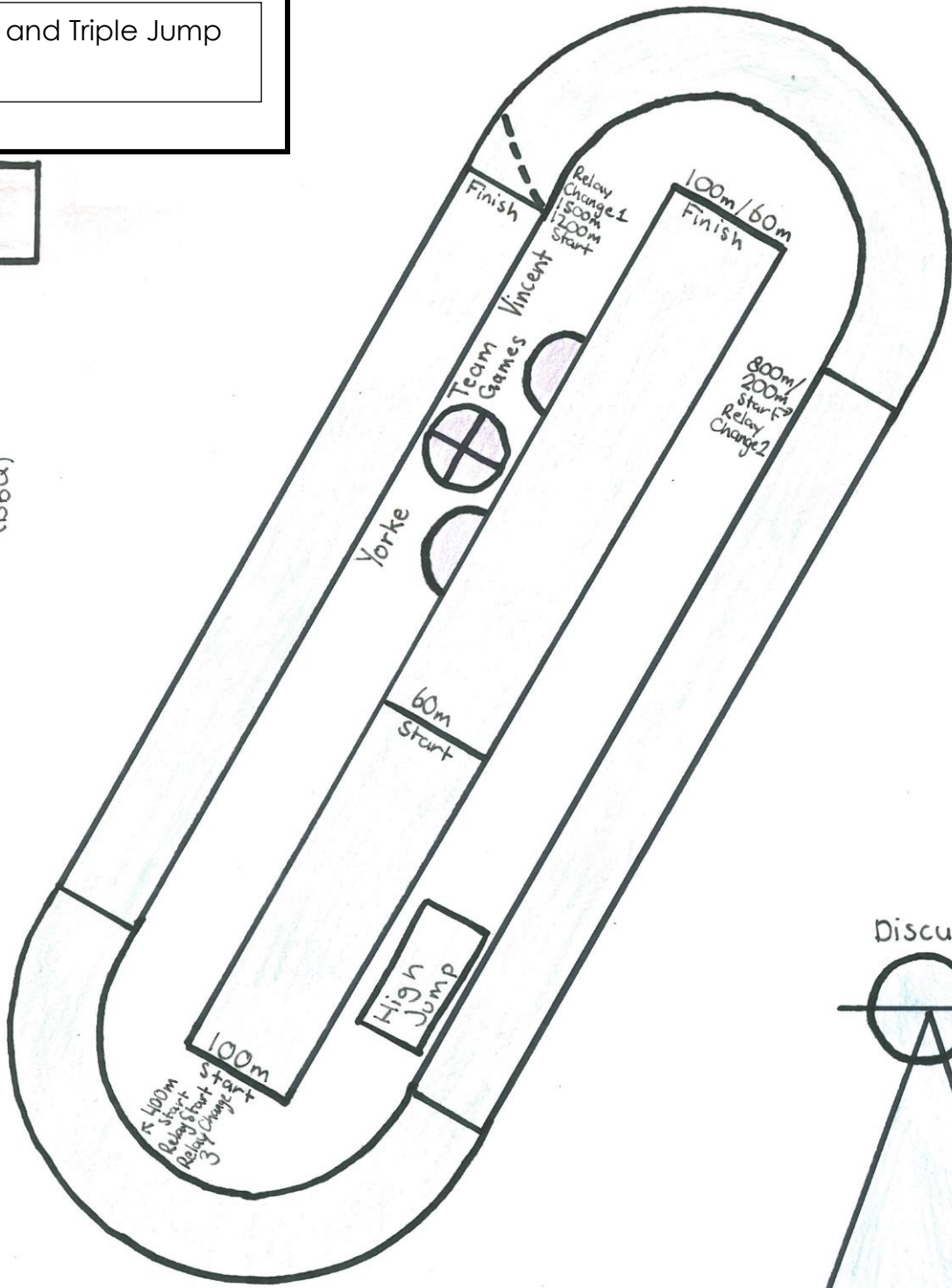
The coffee van will be available from 9.00am to 2:30pm to purchase items.

Long and Triple Jump

Tablets

Scorers

Canteen (BBA)



Discus




← Toilets Nature Play ↑

Basketball

Shotput

Basketball



## **AGE GROUPS AND EVENTS**

**AGE GROUPS ARE DETERMINED BY THE YEAR A STUDENT WAS BORN AND THEREFORE HOW OLD A STUDENT WILL BE OR HAS TURNED DURING THE YEAR OF COMPETITION.**

**FOR 2025 THE AGE GROUPS ARE AS FOLLOWS**

<b>AGE GROUP</b>	<b>YEAR BORN</b>
<b>UNDER 6</b>	<b>2019/2020</b>
<b>UNDER 7</b>	<b>2018</b>
<b>UNDER 8</b>	<b>2017</b>
<b>UNDER 9</b>	<b>2016</b>
<b>UNDER 10</b>	<b>2015</b>
<b>UNDER 11</b>	<b>2014</b>
<b>UNDER 13</b>	<b>2013/2012</b>
<b>UNDER 14</b>	<b>2011</b>
<b>UNDER 15</b>	<b>2010</b>
<b>OPEN</b>	<b>2009 or earlier</b>

**All Under 6 – 9 students will compete in Tabloid events throughout the day.**

**Under 10 – Open students will compete in athletics events as stipulated in the above program. Students register for these events via the sportstracker program.**

# 2024 SPORTSDAY WINNERS

## YORKE







# Athletics Carnival 2025

Sausage (in bread) \$2.50

Sausage (in bread with onion) \$3.00

Veggie Pattie (in bread) \$5.00

Steak & Onion Sandwich \$7.00

Fruit Box \$2.00

Water \$2.00

